




For the LATEST VERSION of this document, click on the  icon on your browser, or go to help.scoutbook.com which also provides general Scoutbook help.



Feature Assistant Chrome Extension and Firefox Add-on for Scoutbook

NOTE: This extension/add-on has been developed by a volunteer. Any support or update is the responsibility of the volunteer.


Summary: This is a Chrome Extension and Firefox Add-on that supplements a variety of basic Scoutbook features. The extension works on any non-mobile browser supported by Chrome, and the Firefox Add-on works on all Firefox supported platforms, (currently excluding mobile Android due to excessively restrictive Firefox policies). This document will describe how to install the extension and provides a Table of Contents of supported features.

NOTE: Google has announced that they will not extend extension support for mobile platforms such as you smartphone. Sorry! But it isn't too hard to install Firefox on your mobile and use it if you need these features on your mobile device!

Table of Contents

Calendar	Repeating Events You can create, edit and delete repeating calendar events
	Calendar Messaging You can select invitees based on their RSVP status and attendees based on attendance to send them messages
	Copy or Clone Events You can make copies of a specific event for a different date.
	Update Multiple Event Invitees You can add invitees to any number of future events in a quick entry fashion
	Import Calendar Event CSV You can import calendar events using a CSV file.
	Export Calendar Event to CSV You can export calendar events to a CSV file
	Add Scout Birthdays to Calendar Add Scout Birthdays to the Calendar with a click of a button, or delete added birthdays
Payment Log -PLEASE NOTE!	Please Note! Payment Logs using the dummy UnitPaylog Account are no longer supported as the dummy accounts will soon be disabled in Scoutbook. Scoutbook supports native unit Accounting now. The Payment Balance Report using the extension has been removed - use the Scoutbook Payment Log Report. Payment Log Notification Messages have been moved into the Search Payment Logs page.
	Payment Log balance Messaging Send Payment Log Balance messages to members
Swimmer Classification	Swimmer Classification Quick Entry You can quick enter Swimmer Classifications and dates for groups of Scouts



For the LATEST VERSION of this document, click on the  icon on your browser, or go to help.scoutbook.com which also provides general Scoutbook help.



Health Records	Health Record Date Quick Entry You can quick enter Health Record Dates for groups of Scouts and Leaders – coming soon
OA Membership Data	OA Membership Quick Entry You can quick enter OA membership information for multiple Scouts on one screen
	OA Membership Report You can view an OA Membership Report
Session Monitor	Popups warn you if a Session Timeout is impending and give you an option to continue the session. A countdown timer is shown at the top of this menu. Currently the Session Timer is not supported by Firefox for Android, The Firefox Beta version is adding the support.
Merit badge Counselor Quick Connect	Connect to Merit Badge Counselor Fast Invite Counselors to connect to Scouts without having to mess with Adding Connections
Merit Badge Counselor Features	Add Merit Badge Quick Entry You can use Quick Entry to Add merit badges, sign as the Unit Leader, and Assign Merit Badge Counselors
	Merit Badge Reports for Counselors You can get a report for Scouts you counsel, both inside and outside your unit, to see completion status of the merit badges you counsel.
	MBC Connect to Scouts listed in CSV file Counselors can list multiple Scouts in a CSV file, and import it to connect to them all at once. Useful for a setting up Merit Badge Classes!
Merit Badge Import from Summer Camps	Black Pug Software Summer Camp Import You can import Summer Camp Merit Badge Records into Scoutbook from scoutingevent.com. NOTE: This is not an endorsement of any company, it just so happens that it is the one my Summer Camp uses!
Import Scouts and Parents	Scout and Parent CSV Import You can import New Scouts, invite parents, and update their essential profile information from a CSV file, making registration time easy
	Parent CSV Import You can import and invite parents for existing Scouts, and update their essential profile information from a CSV file.
Connection Management	Change Scout Column Connections Clicking on the Scout name allows you to change permissions for all adults except parents and Admins in the Connection manager
	Set Permissions based on Position Apply your user defined permissions based on adult leader positions to adult/scout connections
	Dashboard and Connection Cleanup for MBCs Merit Badge Counselors can easily identify Scouts that they no longer need a connection to, disconnect from them, which removes unnecessary units from their Dashboard
School Information Quick Entry	Update School Information Update School names and grades for multiple Scouts at once. Easily increment all Scout school grades.



For the LATEST VERSION of this document, click on the  icon on your browser, or go to help.scoutbook.com which also provides general Scoutbook help.



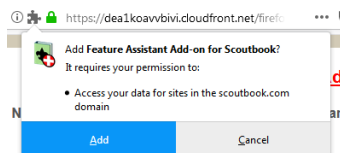
Roster Diagnostics	Roster Analysis A tool for Admins to check for bad parent connections, duplicate accounts, unapproved accounts, and profiles missing councils or districts
	Fix Parent Connections A tool for Admins to fix bad connections
	Set empty Council and Districts A tool for Admins to update profiles missing council and district information
Scout Youth Leader Positions	Quick Edit Scout Youth Leadership You can easily add and close out Scout Youth Leadership Positions in a Quick Edit
Messages	Den-patrol based Message recipients Select message recipients using Dens and Patrols
	As a Sender of messages, you are always copied, even if you forget to click on yourself
	Custom Email Groups You can create and use Custom Email Groups for messaging.
	Message Preview allows you to see what the message looks like after BB codes are translated.
	Recipient List and YPT Notice You can include a list of recipient names in a BCC message, and include a YPT notice on messages from or to youth
Quick Undo-Reset Requirements	Quick Undo-Reset Awards, Merit Badges, and Adventures pages now have an option to remove Approvals, Completions, or both.
Training Information	Adult YPT Report View an Adult YPT training report for leaders AND parents
Council Admin Feature	Council User Statistics Council Admins can see unit usage statistics

Install on Chrome:

1. For Chrome, go here: [Feature Assistant Extension for Scoutbook at Chrome Webstore](#)
2. Add extension to Chrome when prompted. You will receive a warning message that indicates the extension may “Read and change your data on all scoutbook.com sites”. This indicates that any changes are restricted to the Scoutbook site.
3. A message will be displayed indicating you need to click the icon to start it. Currently the extension is ready to be activated, so no need to click.


Install on Firefox:

1. For Firefox, go here: [Feature Assistant for Scoutbook Add-on](#)
2. Click on the Install Add-on link.



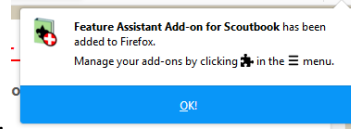
3. A popup from Firefox shows [Click here t](#)



For the **LATEST VERSION** of this document, click on the  icon on your browser, or go to help.scoutbook.com which also provides general Scoutbook help.



4. Click Add



5. A popup will tell you it's been successfully installed.


6. In Firefox, the extension may NOT automatically be loaded into an open Scoutbook tab upon installation. To be sure you have it loaded on your tab, open a new tab.

Things to know about extensions/Add-ons:

An extension/Add-on can automate repetitive user actions and alter the displayed pages. They do not have the ability to store new types of information in Scoutbook.

This extension/Add-on interprets Scoutbook pages. Changes by Scoutbook to the format and content of existing Scoutbook pages can break the functions of the extension.



For the **LATEST VERSION** of this document, click on the  icon on your browser, or go to help.scoutbook.com which also provides general Scoutbook help.



Troubleshooting:

If something isn't working, first verify that the extension is loaded by looking at the footer on Scoutbook pages (e.g. the Dashboard). Check to make sure it says Feature Assistant Active as shown below.



If there are menu options that you do not see on your Unit page (e.g. Quick Entry), it is for one of two reasons:

- 1) You do not have permission to use the feature. Look at the help documentation for the feature and verify that you hold the appropriate position in you unit, and that your position is approved by an Admin in your unit.
- 2) If you have reloaded a page, or navigated to a page after logging in without FIRST going to your dashboard, the extension is unaware of your positions in the unit and will not display menu options. To resolve, simply navigate to your dashboard and back.

FOR HELP: Or if you are a developer and wish to interoperate with this extension, please contact suac.gf@gmail.com.